

Data Sheet

C-HE30-PE07-S




BRIGHTVIEW
TECHNOLOGIES

LED Hiding Diffuser

Symmetric LED hiding film for excellent smoothing, lamp hiding, and color mixing in Lighting applications

Optical Properties

*Efficiency	91 - 95%
FWHM Diffusion	28.4° ± 10%



Substrate Properties

Substrate Material	PET	Measurement Method
Thickness	0.21 mm / 7 mil	Micrometer
Density	1.4 g/cm ³	ASTM D792
Elongation (MD/TD)	215/140%	ASTM D882
Tensile (MD/TD)	23.5/26 Kpsi	ASTM D882
Min Bend Radius	12.7 mm	ASTM D522
Heat/Shrink (MD/TD)	<1.0/0.5%	ASTM D1204
Backside	Smooth	

Environmental

Condition	Duration/Cycles	ΔTransmission	ΔE*	Measurement Method
-40 °C	1000 Hours	<0.5%	<1	Measurements Following CIE 1931 (D65, 10°) Standard
105 °C	1000 Hours	<0.5%	<2	
Cycle -40 to 85 °C	100 Cycles	<0.5%	<1	
65 °C/95% RH	1000 Hours	<0.5%	<1	

Measurement results are the change compared to initial values, and are representative of typical measured results. $E^* = \sqrt{L^{*2} + a^{*2} + b^{*2}}$


Data Sheet Version: M
Product Version: M
Date generated: Tuesday, July 8, 2025
Database Version: v24.2.21

BrightView Technologies Confidential Information

+1 919-228-4370
www.brightviewtech.com
Sales@brightviewtech.com

Data Sheet

C-HE30-PE07 -S



BRIGHTVIEW
TECHNOLOGIES

Ratings and Certifications

BrightView Technologies' manufacturing facilities are ISO9001:2015 certified by Orion Registrar, Inc.

This product is RoHS Compliant (certificate available upon request). Product is non-halogenated.

The substrate material used in this product has the following properties as provided by the vendor. Yellow cards for these substrates are available. BrightView diffusers have not been tested or rated by UL. The material safety data sheets for substrate materials are available upon request.

- UL-94 rating of substrate material: VTM-2
- UL RTI Elec: 105 Imp: 105 Str: 105

Quality

- If purchasing full sheets, the central 24 in (610 mm) x 48 in (1219 mm) or 72in (1830 mm) is defined as "quality area" which meets all specification, material outside the quality area should not be used.
- Inspected according to BrightView Inspection Method Cosmetic Specifications, document BVT-FGS-001. Document available upon request.

Handling Techniques

- Care should be taken when moving these parts on any surface. The preferred method is to lift the material directly up and off the surface. To avoid scratching the substrate, do not slide the material across any surface.
- Cotton gloves are recommended while handling films to prevent oil stains or fingerprints.
- Care should be taken to prevent spatter or oil spots from machine lubrication.

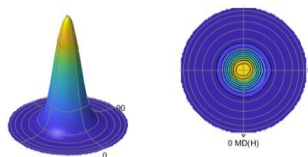
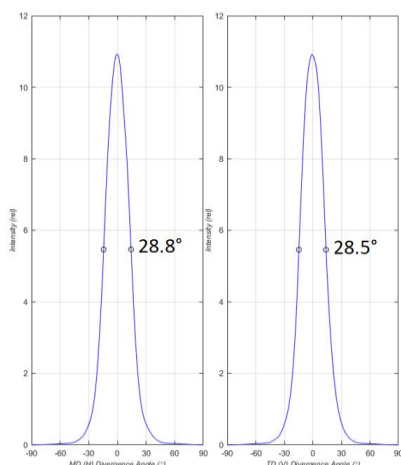
BrightView goniometric angle test methods:

- (1) 532 nm laser collimated to 0.5° FWHM
- (2) Input source is white light collimated to 3.4° FWHM
- (3) Input source is white light collimated to 5.3° FWHM

*Efficiency measurements are done using a Cree LMR040-0700-27F9-10100TW luminaire in an integrating sphere.

(https://cree-led.com/media/documents/LEDmodules_LMR4.pdf)

Optical Profile



Data Sheet Version: L

Product Version: M

Date generated: Tuesday, July 8, 2025

Database Version: v24.2.21

BrightView Technologies Confidential Information

+1 919-228-4370

www.brightviewtech.com

Sales@brightviewtech.com